

LIQUID PRESSURE TRANSMITTERS
0-10 VDC / 4-20mA

EWT..

These units can be used to measure static or positive pressure changes of water, air, oil, refrigerants, steam or other non-combustible fluids and give a 0-10vdc / 4-20mA output signal linear across the pressure range. Suitable for heating, air conditioning and building management systems.



EWT..

EWT.. Load : 0-10 vdc > 10kΩ
Max consumption <5mA Accuracy <0.5%

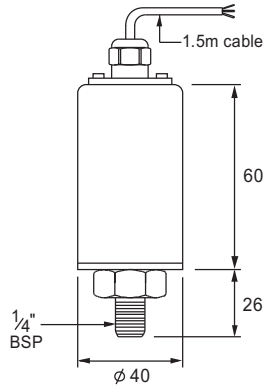
EWT..DMA Load : ≤ (Supply - 11v) ÷ 0.02A = Ω
Max consumption <20mA Accuracy <0.5%

Media contact materials : ceramic & stainless steel
Max. ambient 80°C - Form the pressure line into a U shape/syphon for media temperatures up to *300°C.
Rupture pressure: 3 x measuring range.
Enclosure Flammability = Metal

Type	Range Bar	Max Press. Bar	Supply ± 10%	Output Signal	Max Media Temp °C	Element	Pressure Connections	Enclosure
EWT- 006	0/0.6	2	24VAC/DC	0-10 vdc	-20/+80*	Ceramic	¼"BSP Male	IP65
EWT- 01.6	0/1.6	4	24VAC/DC	0-10 vdc	-20/+80*	Ceramic	¼"BSP Male	IP65
EWT- 02.5	0/2.5	5	24VAC/DC	0-10 vdc	-20/+80*	Ceramic	¼"BSP Male	IP65
EWT- 4	0/4	8	24VAC/DC	0-10 vdc	-20/+80*	Ceramic	¼"BSP Male	IP65
EWT- 6	0/6	12	24VAC/DC	0-10 vdc	-20/+80*	Ceramic	¼"BSP Male	IP65
EWT- 10	0/10	20	24VAC/DC	0-10 vdc	-20/+80*	Ceramic	¼"BSP Male	IP65
EWT- 16	0/16	32	24VAC/DC	0-10 vdc	-20/+80*	Ceramic	¼"BSP Male	IP65
EWT- 25	0/25	50	24VAC/DC	0-10 vdc	-20/+80*	Ceramic	¼"BSP Male	IP65
EWT- 40	0/40	80	24VAC/DC	0-10 vdc	-20/+80*	Ceramic	¼"BSP Male	IP65
EWT- 01.6/DMA	0/1.6	4	24VDC	4-20 mA loop	-20/+80*	Ceramic	¼"BSP Male	IP65
EWT- 02.5/DMA	0/2.5	5	24VDC	4-20 mA loop	-20/+80*	Ceramic	¼"BSP Male	IP65
EWT- 4/DMA	0/4	8	24VDC	4-20 mA loop	-20/+80*	Ceramic	¼"BSP Male	IP65
EWT- 6/DMA	0/6	12	24VDC	4-20 mA loop	-20/+80*	Ceramic	¼"BSP Male	IP65
EWT- 10/DMA	0/10	20	24VDC	4-20 mA loop	-20/+80*	Ceramic	¼"BSP Male	IP65
EWT- 16/DMA	0/16	32	24VDC	4-20 mA loop	-20/+80*	Ceramic	¼"BSP Male	IP65
EWT- 25/DMA	0/25	50	24VDC	4-20 mA loop	-20/+80*	Ceramic	¼"BSP Male	IP65

DIMENSIONS

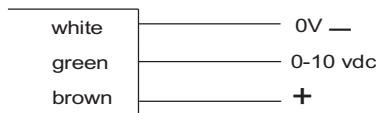
EWT..



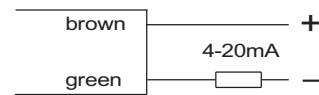
Mounting at any angle is possible.

WIRING:

EWT..



EWT../DMA



Min sensor / control signal cable size 7/0.2mm Max length 100m. The screen should be earthed at controller end only.
Keep sensor/control signal wires away from power cables/units which may cause interference. Screened cable is recommended.