

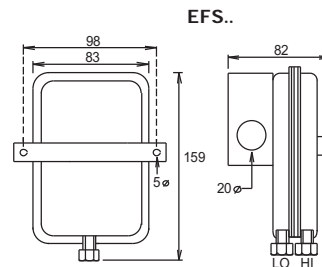
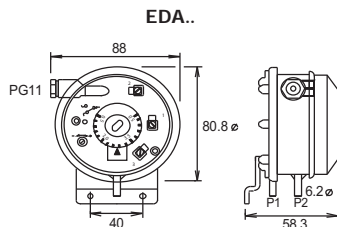
## AIR DIFFERENTIAL PRESSURE SWITCHES

## EDA.. EFS..

<p>■ To monitor air flow, dirty filters, flue draught, frost on coils &amp; level. For positive, negative, vacuum &amp; differential pressure. Suitable for non-corrosive, non-combustible air/gases.</p>			<p>Adjustment under cover      Volt free contacts</p> <p>Enclosure:  <b>EDA..</b> : Glass filled polycarbonate  <b>EFS..</b> : Steel zinc plated</p> <p>EFS-02HT - High Temperature model includes -          2 x Brass Duct Adaptors for 6mm OD metal tube.</p> <p>Ensure that the pressure line is at least 1m long.          Conversion: 1 mbar = 100 Pa    Max. ambient 70°C</p> <p>Enclosure Flammability:          EDA.. = UL94-V0          W = UL94-V2</p>					
	Type	Range mb	Diff mbar approx	Max Press. mbar	230VAC SPDT	Media Temp °C	Diaphragm Material	Pressure Connections
<b>EDA-22</b>	0.2/3	0.1/0.4	50	1(0.5)A	-20/+85	Silicone	6mm push-on	IP54
<b>EDA-33</b>	0.5/5	0.2/0.7	50	1(0.5)A	-20/+85	Silicone	6mm push-on	IP54
<b>EDA-44</b>	1/10	0.3/1	50	1(0.5)A	-20/+85	Silicone	6mm push-on	IP54
<b>EDA-55</b>	5/20	0.5/2	50	1(0.5)A	-20/+85	Silicone	6mm push-on	IP54
<b>EDA-22/IP65</b>	0.2/3	0.1/0.4	50	1(0.5)A	-20/+85	Silicone	6mm push-on	IP65
<b>EDA-33/IP65</b>	0.5/5	0.2/0.7	50	1(0.5)A	-20/+85	Silicone	6mm push-on	IP65
<b>EDA-44/IP65</b>	1/10	0.3/1	50	1(0.5)A	-20/+85	Silicone	6mm push-on	IP65
<b>EDA-55/IP65</b>	5/20	0.5/2	50	1(0.5)A	-20/+85	Silicone	6mm push-on	IP65
<b>EDA-22W</b>	0.2/3	0.1/0.4	50	1(0.5)A	-20/+85	Silicone	6mm push-on	IP65
<b>EDA-33W</b>	0.5/5	0.2/0.7	50	1(0.5)A	-20/+85	Silicone	6mm push-on	IP65
<b>EDA-44W</b>	1/10	0.3/1	50	1(0.5)A	-20/+85	Silicone	6mm push-on	IP65
<b>EDA-55W</b>	5/20	0.5/2	50	1(0.5)A	-20/+85	Silicone	6mm push-on	IP65
<b>EFS-02</b>	0.13/30	0.05/2	35	10(2)A	80	Nitrile	6mm comp	IP30
<b>EFS-02HT*</b>	0.13/30	0.05/2	35	10(2)A	>80	Nitrile	6mm comp	IP30

\* includes 2x EE-BFN and 2x 2m long 10mm copper tube

## DIMENSIONS

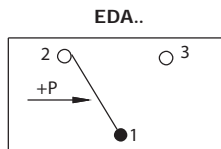


## ACCESSORIES:

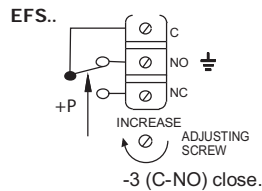
- EE-BFN** Brass duct flange for 6mm OD metal tube
- EE-CT6** Copper tube 6mm OD x 10m for EFS..
- EE-D1** Duct kit 2m EE-PH + 2xEE-PT for EFS-02
- EE-D2** Duct kit 2m EE-PH + 2xEE-PT for EDA..
- EE-PH15** PVC hose 5x8mm. x 15 metres
- EE-PT** 70mm Plastic duct adaptor for use with PVC hose
- EE-TE** Plastic T connector for use with PVC hose
- EE-TA** Plastic straight connector for use with PVC hose
- EE-TY** Plastic Y connector for use with PVC hose



## WIRING:



On pressure rise to scale setting (range) contacts 1  
 On pressure fall (diff.) contacts 1-2 (C-NC) close.



## INSTALLATION:

- Port + P1 HI = High Pressure .. connect to fan discharge or high pressure side of filter.
- Port - P2 LO = Low Pressure .. connect to fan suction or low pressure side of filter.
- The LP Port can be left open for fan/air flow monitoring. To monitor vacuum - connect the low pressure port to high vacuum side.
- Mount vertically as shown. Units can be mounted in other positions but may need a slightly higher pressure to operate.