

**LIQUID LEVEL SWITCHES  
HIGH - LOW SWITCHING**

EL..

<p>■ These level switches are suitable for mounting from the top of a tank to monitor the level of liquid. The float follows the surface of the liquid level. The switches within the float operate according to the tilting action.</p>		<p>Polypropylene float - PVC cable                  Volt free contacts                  Liquid sp. gravity &gt; 0.7                  Enclosure Flammability = UL94-HB                  Media : Water, non-combustible and non-aggressive fluids.                  Max pressure 2 bar</p>
--	---	--

Type	Mounting	Difference mm Approximatly	Media Temp °C	PVC Cable Length	Switch Rating	Function	Switch Operation
<b>EL-AL</b>	Vertical	40	0-55	5m	230VAC 6(3)A	Low level alarm	Close on low level & Open on rise
<b>EL-AH</b>	Vertical	40	0-55	5m	230VAC 6(3)A	High level alarm	Close on high level & Open on fall
<b>EL-AHL</b>	Vertical	250/1200 adj. Dead band	0-55	5m	230VAC 6(3)A	Hi & Lo level alarm	Close on high – Off – Close on low
<b>EL-PF</b>	Vertical	250/1200 adj.	0-55	5m	230VAC 6(3)A	Pump filling	Close on low level until high level
<b>EL-PE</b>	Vertical	250/1200 adj.	0-55	5m	230VAC 6(3)A	Pump emptying	Close on high level until low level

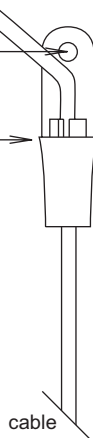
**DIMENSIONS**

EL..

Fix the bracket to the wall/tank, leaving the float to hang on the cable.

Bracket

Adjust cable length according to the switching level required.

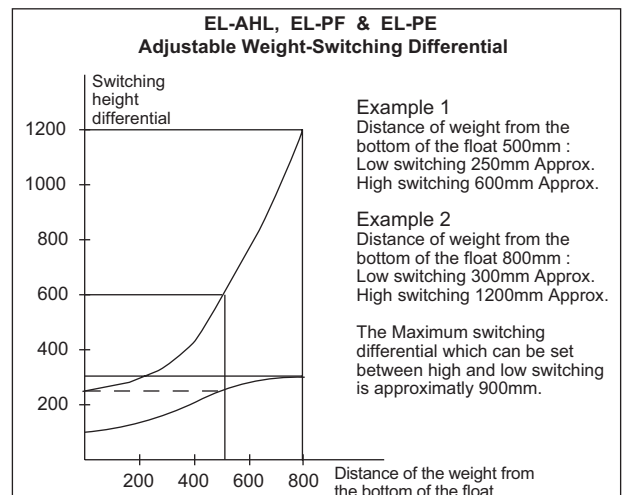
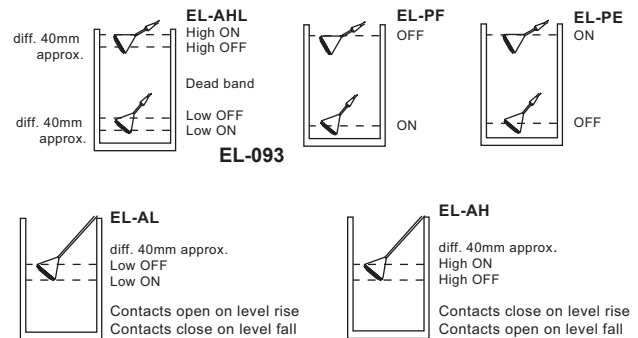
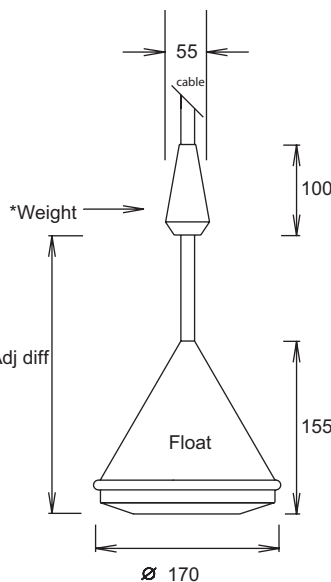


EL-041

A fixing bracket to secure the cable at the top of the tank is included.

\*EL-AL & EL-AH do not use a weight. The switching point can be set by adjusting the length of cable in the tank.

\*\*On other types the switching differential is at minimum when the weight is nearest to the float.



**WIRING:**

- EL-AL** 1-2 close on low level. When the level increases by about 40mm (diff) the contact opens.
- EL-AH** 1-2 close on high level. When the level decreases by about 40mm (diff) the contact opens.
- EL-AHL** 1-2 close on high level. When the level decreases by about 40mm (diff) the contact opens.  
1-3 close on low level. When the level increases by about 40mm (diff) the contact opens.
- EL-PF** 1-2 close on low level until high level
- EL-PE** 1-2 close on high level until low level